



DELHI PUBLIC SCHOOL, FIROZABAD

Under the Aegis of Delhi Public School Society, East of Kailash, New Delhi
(Senior Secondary) Affiliated to CBSE New Delhi (Code:2133064)

NEWSLETTER CLASS -I APRIL-MAY 2024

Dear Students and Parents,

Greetings!

Welcome Back! Reopening of School After Session Break - April-May 2024-25

Hope this letter finds you and your little ones in great spirits and health. It brings me immense pleasure to share the wonderful news of our school's reopening after the session break.

As we are delighted to embrace our beloved pre-primary & Primary students back to school, we want to assure you that we have taken every precaution to ensure a safe and nurturing environment for your child's return.

We understand that the return to school may bring about dubious expressions for both the children and parents. Rest assured, our compassionate teachers and staff are here to support your child's transition back to the school routine with warmth, encouragement, and understanding.

Our dedicated team has been hard at work implementing comprehensive health and safety measures to mitigate any risks and provide peace of mind to all of us. We are committed to providing a stimulating and enriching learning experience for your little ones, fostering their curiosity, creativity, and love for learning in a safe and supportive environment. As we eagerly anticipate the reopening of our school in the new session, we encourage you to stay connected with us through our communication channels for any updates or important information regarding the upcoming session.

Thank you for entrusting us with your child's education and well-being. We are deeply grateful for your continuous support and cooperation as we navigate these unprecedented times together.

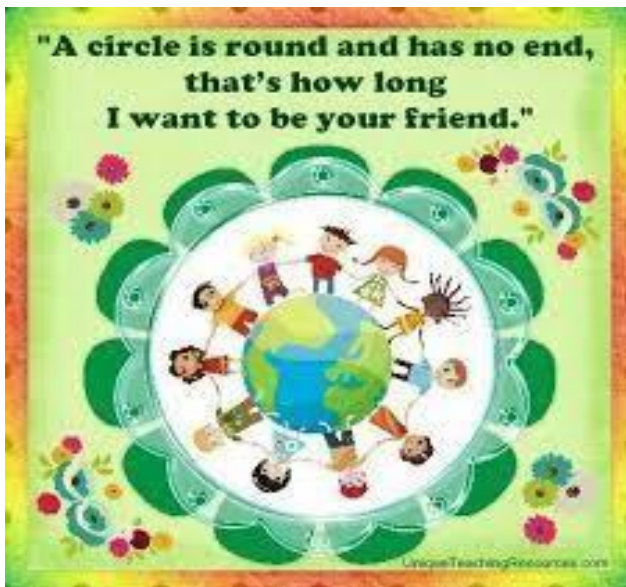
Wishing you and your child a joyful and fulfilling return to school!

Warmest regards,


Thank you!



VALUE OF THE MONTH -- "Making Friends & Building Bridges"



THEME OF THE MONTH - "Me & My Family"



Family Members Song


Mom, dad, mom, dad
Mom, dad, mom, dad



Brother, sister, brother, sister
Brother, sister, brother, sister

Grandma, grandpa, grandma, grandpa
Grandma, grandpa, grandma, grandpa

I love my family...
I love my family, oh yeah, yeah, I do.
I love my family...
I love my family, oh yeah, yeah, it's true.

Adam Williams-Walters



Speak and Play English, <https://fr.freepik.com/vecteur/personnes>



ENGLISH-

Literature

Ch-1 Meet My Family

Grammar

Sentence writing

Naming Words

HINDI-

पाठ 1 नन्हे खरगोश

पाठ 2 चूहा और कौआ

पाठ 3 आओ दोहराए

पाठ 4 सरकस चल

पाठ 5 बादल आ गया

MATHS-

Chapter-1 Numbers up to 50

EVS-

Chapter-1 Introducing Myself

Chapter-2 My Family

G.K.-

Chapter-1 Beautiful Flowers

Chapter-2 The Apple Trees and the bird

Chapter-3 Domestic Animals

Chapter- 4 Useful Plants

Chapter-5 Wild Animals

COMPUTER-

Ch- 1 Computer : A Machine

Ch-2 Uses of computer

PROGRAMMING-

Level 1 : Chapter 1.1 (Numbers)

Chapter 1.2 (Shapes)

CO - CURRICULAR ACTIVITIES OF THE MONTH

BOOK LOVERS-

My mother's sari
Activity Book

ART AND CRAFT-

1. Draw the three object with colouring.
2. Coloring in 2 to 3 pages of drawing book
3. One Craft

DANCE-

Introduction to dance
Namaskar
Tatkaar (footwork)
Western song

PHYSICAL EDUCATION-

Teaching Aquatics Skills - Learn to Swim.
Games and Activities to teach Basic Skills of Aquatics.
Water Familiarization :

- (i) Sit on the poolside without hesitation .
- (ii) Safely entry in the pool
- (iii) Safely exit from the pool

Aquatics Skills:

- (i) Sit on the edge of the pool and kick with your feet in the water.
- (ii) Cycling with tubes
- (iii) Back Floating with tubes
- (iv) Submerges into water
- (v) Wash your Face, Hands, and Shoulders

MUSIC-

Vocal..

Introduction for Swar

Sa, re, ga, ma,

Rhyme

Every thing I am , Every thing I'll be

I given to you Lord , And do it thank fully

Chargun.

Introduction

Instrumental.

Congo

#1#1, #2#2,

Synthesizer.

1 hand practice

ACTIVITIES FOR THE MONTH

<i>Maths</i> <ul style="list-style-type: none">• <i>Ganit mala Activity</i>• <i>Flash card Activity</i>	<i>English</i> <ul style="list-style-type: none">• <i>Rhyme Recitation</i>• <i>Join the dots</i>• <i>Family tree</i>
<i>EVS</i> <ul style="list-style-type: none">• <i>Make my I-Card Activity</i>• <i>Make Family Tree</i>	<i>Hindi</i> <ul style="list-style-type: none">• वर्णों को क्रम से मिलाकर चित्र बनाओ।• चित्र देखकर शब्द बनाओ।• बादल का चित्र बनाकर रंग भरिए।• छाता बनाकर रंग भरिए।

TEST SYLLABUS FOR THE MONTH

MATHS TEST TO BE HELD ON WEDNESDAY, MAY 8, 2024

SYLLABUS FOR THE TEST- CHAPTER-1 NUMBERS UP TO 50

HINDI TEST TO BE HELD ON FRIDAY, MAY 10, 2024

SYLLABUS FOR THE TEST- पाठ 3 आओ दोहराएं , पाठ 4 सरकस चल , पाठ 5 बादल आ गया , चित्र - वर्णन



First day at School

I wonder
if my drawing
will be as good as theirs.



I wonder
if they'll like me
or just be full of stares.



I wonder
if my teacher
will look like Mom or Gran.



I wonder
if my puppy
will wonder where I am.



– Aileen Fisher

Families

Families are big,
and families are small.
Families are different, and we love them all.
Some have mothers.
Some have fathers.
Some have sisters, and some have brothers.
I love my family!



By Sarah Griffin
©2011 Little Learning Press

IMPORTANT DAYS OF THE MONTH

- - April 1st: Orissa Day, Prevention of Blindness Week. ...
 - April 2nd: World Autism Awareness Day. ...
 - April 4th: International Day for Mine Awareness. ...
 - April 5th: National Maritime Day. ...
 - April 7th: World Health Day. ...
 - April 10th: World Homeopathy Day
-
- 1st May – Labour Day. ...
 - 3rd May – Laughter Day. ...
 - 7th May – World Athletics Day. ...
 - 8th May – World Red Cross Day. ...
 - 12th May – International Nurses Day. ...
 - 17th May – World Hypertension Day.

MENU OF THE MONTH - BON APPETITE

DAY	MENU	HOW DOES IT HELP IN WELL BEING OF THE CHILD
Day1 Monday	<p>Veg sandwich & Ghee roasted makhana (lotus seeds)</p> <p>An easy sandwich, that kids would love with cheese and vegetables. Choose fiber-rich bread and roasted makhana for a healthier choice. You can choose any sandwich spread also like Mayonnaise or peanut butter, of your kid's liking.</p>	<p>{With this kids will get- -Carbs, protein, green vegetables, and fibers Super food makhana is rich in proteins and fiber. Makhanas are a very good source of calcium. etc..}</p>
Day2 Tuesday	<p>Roti, Paneer butter masala or Any other paneer recipe, Cucumbersalad and 1handful of mixed nuts(Pistachios, Dates, Cashew nuts, Almonds, Walnuts, and Raisins)Paneer with rich buttery gravy goes well with the soft rotis, that will be a kid's favorite!</p>	<p>{With this, Kids will get Carbs Protein, fat, Vitamins, iron, and fibers-}</p>
Day3 Wednesday	<p>Pav Bhaji, plain jaggery-coated dry fruits Mixed veggies cooked with masalas and topped with butter chopped onion, and lemon juice with pillow-soft buns! You can chop the veggies the day before and use burger buns too.</p>	<p>{With this, kids will get- Carbs, protein, fat, Vitamins, and fibers-}</p>
Day4 Thursday	<p>Channa pulao or chole--Rice, Apples, or fruit salad Soak basmati rice and chana overnight, and morning you can make this pulao easily! With a little bit of prior preparation, you can make chole-rice as well. Healthy for your kids too!!</p>	<p>{With this kids will get— carbs, protein, vitamins, minerals and fibers}</p>
Day5 Friday	<p>Any fermented dish,--Idli and sambhar, dhokla, uttapam and coconut chatni and 1 slice of banana bread etc..</p>	<p>{With kids will get- carbs, protein, vitamins, minerals and fibers}</p>

TIPS FOR PACKING SCHOOL LUNCH

- **Plan your lunch in advance:** For example - make the dosa batter, chapati dough, filling for paratha, sandwich, cool it completely, and refrigerate. You can also chop some veggies, fruits and store them in the fridge.
- **Get your kids involved in lunchbox planning** – It is an inspiring way for them to learn and try about new foods.
- **Bento Box** -Using bento-style STAINLESS steel lunchboxes with compartments is good choice to pack a variety of food items separately.
- **Thermos:** You can pack hot soups and pasta in a thermos to keep the food warm and retain its consistency on a chilly or rainy day.
- **Water/ Juices /butter milk :** Filtered water, occasionally send fresh homemade juice and coconut water or buttermilk specially in summers.

□ **Balanced Meal:** Pack a well-balanced meal with fruits, vegetables, whole grains, unprocessed foods, carbs, protein, and dairy. Consider the below nutrient-dense foods.

1. **Fruits:** Always try to pack fresh, colorful, organic seasonal fruits for your child.
2. **Vegetables:** Try to include a variety of fresh, low-sodium frozen vegetables, including colored, dark green leafy greens.
3. **Whole Grains:** Choose whole grains, such as whole-wheat bread, quinoa, rice, whole-wheat pasta, and millets.
4. **Protein:** Choose paneer (cottage cheese), Greek yogurt, Tofu, lentils, beans, peas, unsalted nuts, and seeds.
5. **Dairy:** Try to include dairy products, such as milk, plain yogurt, and cheese.

□ **Switch things up:** Repeated lunches can be boring, so try to change the menu weekly by switching things up, be it in main lunch, snacks, veggies, or fruits. Also put, surprise delights including crackers, chips, homemade cakes, cookies, savory snacks, or sweets some days

□ **Prevent food from getting soggy:** prefer cooking food just before packing lunchbox. However, hot food, when packed in the steel lunch boxes, causes condensation and makes the food soggy. To avoid it, allow the food like paratha, grilled sandwich to cool completely before packing. Utilize leftovers – make sure to use any leftovers that will work as a cold lunch – pizza, pasta, soups, dips, etc.

Note-Always pack lunch in properly washed and dried box, water bottle should be cleaned daily with soap and warm water.



MEALPLAN-

Eat healthy, feel healthy & keep yourself healthy

Crunch& Sip is a set time in preprimary & primary wings for students to 'refuel' on vegetables, salad, and fruit and 'rehydrate' with water. Students who aren't hungry and are well hydrated perform better in the classroom, showing concentration and are less likely to be disrupted.

Healthy Options For Fruit Break—

SN	Type	Ingredients	Quantity	LookatMe
1.	HealthyRoasted Seed Mix	1cup(150gms) sunflower seeds+1cup(150gms) pumpkin seeds+1cup(150gms)flaxseeds+1/2cup(75gms)white sesame seeds +1/2cup(75gms)sesame seeds	1.5 Serving spoons	
2.	Dry Fruit Mix	Cashew nuts +Almonds +pistachios+ dates +Raisins + any other dry fruit	2Serving spoons	
3.	Fruit mix or any seasonal fruit	¼CupApple+1/4+Banana+¼cuppapaya+ ½ tsp soaked chia seeds Or a mix of available fruits	1 big Bowl or3Serving spoons	
4.	Sprouts	2 spoons of sprouts of Moong +2 spoons Of Boiled chickpeas + few drops of Lemon + black salt +sesame seeds	3 to 4 serving spoons	
5.	Salad	½ tomato + 1/2 onion+ ¼ cucumber+ 2 tsp chopped Coriander + 3 tsp Chopped Spinach+ 2 TSP beetroot +1 tsp olive oil+1tspflex seeds	3 to 4 serving spoons	
6.	Soaked black gram or chana +Gud or Jaggery	3 tsp Black Lentil or dry roasted chana+ 2Tsp Jaggery	2 Serving spoons full of mix	

INGREDIENTS

INGREDIENTS FOR ONION UTHAPPAM

- [Dosa Batter](#) - 2 cup (RECIPE [HERE](#))
- Onion - 1 large size chopped finely
- Green Chili - 2 chopped finely
- Ginger - 1 tsp chopped finely
- Coriander Leaves a handful chopped finely
- Oil or Ghee as needed
- Salt a pinch

• HOW TO MAKE ONION UTHAPPAM

1. Take onions, chilies, coriander leaves, and ginger in a bowl. add some salt and toss well. Heat a dosa pan, Ladle some dosa batter over it, and spread it thick. Sprinkle the onion mix over it. Drizzle with ghee or oil generously. Press the onion mix with a spatula so it sticks to the batter. Let it cook till the bottom gets crispy. Flip over and press it. Cook till golden. Serve



COMMUNICATION

- **□We would like to draw your attention towards a few important points that can help to imbibe a sense of responsibility, discipline, and regularity in your ward.**
- **□Please go through the first few pages of the almanac as these pages provide a lot of handy information that you would find useful for the whole year. Kindly ensure that the student information pages in the almanac are duly filled. The photograph of the child must be in school uniform (summer uniform).**
- **□The almanac is an important link between the school and home. It must be brought to school every day. Go through it daily for any message for you. Remarks put down in the almanac should be seen and countersigned regularly.**
- **□In case of the child's absence from school, kindly ensure to fill in the leave record in the child's almanac. Please get the leave sanctioned well in advance if your ward is required to take leave on any working day. In case of medical reasons, leave should be extended to three or more working days must be supported with a medical certificate.**
- **□The child must carry an extra set of dresses in his /her bag every day or you may deposit one set to the HRT .**

IMPORTANT INSTRUCTIONS

KINDLY ENSURE ALL YOUR CHILD'S BELONGINGS INCLUDING - SHOES, SOCKS, SCHOOL BAG WATER BOTTLES, BOOKS, AND STATIONERY ITEMS ARE LABELLED PROPERLY

Students must carry and wear their Identity Cards in school daily

- If you wish to communicate with the school, the letter should be addressed to the Principal. Mention your **child's name, class, and section admission number, address, and phone number**, clearly on an A-4 size sheet
- All students are expected to **wear neat, clean, and proper school uniforms** as specified every day. **Please go through your child's notebook and books daily and help them to keep them in GOOD CONDITION and COMPLETE MISSED WORK** if any.
- **IF THE CHILD IS NOT WELL PLEASE DO NOT SEND HIM/HER TO SCHOOL (NOT WITH ANY MEDICINE ALSO)**, Take care with love, let him/her rest, and send only when they are healthy .
- **IF THE CHILD IS NOT WELL PLEASE DO NOT SEND HIM/HER TO SCHOOL (NOT WITH ANY MEDICINE ALSO)**, GIVE THEM PROPER REST, LOVE, AND CARE AT HOME, AND WHEN FEEL COMPLETELY FIT.



EVENTS OF THE MONTH

APRIL 2024

Day/ Date	Events
Monday, April 1,2024	Magic with Colours (Nursery to 2 nd)
Friday, April 5,2024	Sibling Day(Nursery to 2 nd)
Monday, April 22,2024	Inter House Tribal Dance Competition on Earth Day(Nursery to 2 nd)
Friday, April 26,2024	Tug of War(Nursery to 2 nd)

MAY 2024

Day/ Date	Events
Wednesday, May 1,2024	Share & Care (Labour Day)
Friday, May 3,2024	Visit-1 to Fire Station
Saturday, May 11,2024	Mother's Day(Nursery to 2 nd)
Wednesday, May 15,2024	Pool Bash Party(Last Working Day)
Friday, May 17,2024	PTM-1(Nursery to 12 th)
Monday, May 20,2024	Summer Camp begins

FUN CORNER -



Balloon tennis

Materials: colourful balloons. Blow up several balloons and toss them in the air. Ask kids to tap the balloons toward other players to keep them from touching the ground. Not only is it a blast for kids, it also improves hand-eye coordination!

LETS PLAY ---word puzzle



Signature of Class teacher

Signature of Coordinator

Signature of Principal
